

SearchForecast Industry Report for Wine
Top 50
Global, September 2006

San Francisco, USA

3645 Scott Street

San Francisco CA 94123

Telephone: (415) 314 8150

Facsimile: (415) 863 2623

Internet: <http://www.searchforecast.com>

Email: service@searchforecast.com

Sydney, Australia

Level 3, 229 Macquarie Street

Sydney, Australia 2000

Telephone: + 612 9223 0322

Facsimile: + 612 9360 0385

Internet: <http://www.searchforecast.com.au>

Email: service@searchforecast.com.au

London, United Kingdom

144b Union Street

London SE1 0LH

Telephone: +44 7740 256 338

Internet: <http://www.searchforecast.co.uk>

Email: service@searchforecast.co.uk



Table of Contents

About SearchForecast	3
About SearchForecast Industry Reports	3
SearchForecast Methodology	3
Top 20 Google Search Results Analysis > Wine > September 2006	4
Search Engine Visibility Scorecard > Wine > September 2006	5
Top 50 Websites by Google Cache Analysis > Wine > September 2006	7
Top 50 Websites by Rank Analysis > Wine > September 2006	9
Top 50 Best Performing Websites by Rank Analysis > Wine > September 2006	11
Top 50 Worst Performing Websites by Rank Analysis > Wine > September 2006	13
Directory Listings - Sub Directory Analysis > Wine > September 2006	15
Top 50 Websites by Sub-Directory Analysis > Wine > September 2006	17
Top 50 Websites by Backward Links Analysis > Wine > September 2006	19
Top 50 Websites by Outward Links Analysis > Wine > September 2006	21
Top 10 Websites by Competitor Links Analysis > Wine > September 2006	23
Domain Ownership Report Analysis > Wine > September 2006	24
Micro-Publisher Network Report Analysis > Wine > September 2006	26
Google Publisher Network Analysis > Wine > September 2006	26
Yahoo! Publisher Network Analysis > Wine > September 2006	26
MIVA Publisher Network Analysis > Wine > September 2006	26
Spider Crawl Speed Report Analysis > Wine > September 2006	27
Websites by Google Vs Yahoo! Sub-Directory Analysis > Wine > September 2006	29
Disclaimer	

About SearchForecast

SearchForecast is a global search engine intelligence and enterprise solution business that provides insights of 150,000 top global ranking domain names across 475 industry categories.

SearchForecast provides metrics on how search engines rank websites as well as providing website visitation metrics, industry comparisons and relative market shares.

SearchForecast's patent pending Search Engine Visibility Scorecard provides management with the exact elements a website contains or omits and explains their impact on search engine rankings.

SearchForecast mission is to provide solutions to increase website rankings in search engine results pages by increasing the effectiveness of website visibility to search engines.

About SearchForecast Industry Reports

The SearchForecast Industry Report for Wine provides an analysis of websites contained within the Wine industries with Google, Yahoo! and Google (DMOZ).

The SearchForecast Industry Report for Wine features the following analysis:

- Google Search Results Analysis
- Visibility Scorecard
- Google Cache Analysis
- Website Rank
- Best Performing
- Worst Performing
- Directory Listings
- Sub-Directory Analysis
- Google Vs Yahoo! Sub-Directory Analysis
- Backward Links
- Outward Links
- Competitor Links
- Domain Ownership
- Micro-Publisher Network (Google, Yahoo!, MIVA, Baidu, MSNSearch)
- Spider Crawl Speed

SearchForecast Methodology

SearchForecast calculates traffic rankings by analyzing which websites millions of Internet users throughout the world visit. SearchForecast continuously accesses and calculates our data analysis and reporting from various crawlers, that when combined, collect information from billions of website pages from over 10 million websites. SearchForecast's proprietary methodologies compute these statistics to produce traffic rankings and intelligence that organizations can use to improve search engine rankings.

SearchForecast has hundreds of industry and sub-directories into which our customers can compare a group of websites against each other to determine website metrics such as Page Views and Traffic Rankings. SearchForecast reports on gross numbers, percentages, relative rankings and market shares. SearchForecast also classifies websites by Country providing our members with geographical information.

SearchForecast consolidates information containing Backward and Competitor Links, search engine directories that websites are listed in, how each website is structured and the high audience keyword analysis. This is important information for search engine optimization and vital intelligence in order to improve rankings in search engine results pages.

Top 20 Websites by Google Search Results Analysis > Wine > September, 2006

The table below shows the top 20 websites in the Wine industry for August 2006 based on Google Search Results Analysis.

Rank	Organization	Website	Position
1	NexTag, Inc.	nextag.com	1 of 20
2	Wine Cellar Innovations	winecellarinnovations.com	2 of 20
3	Binary Compass Enterprises	bizrate.com	3 of 20
4	Wine Enthusiast Cos.	wineenthusiast.com	4 of 20
5	shopping.msn.com	shopping.msn.com	5 of 20
6	beer-wine.com	beer-wine.com	6 of 20
7	vintagecellars.com	vintagecellars.com	7 of 20
8	Amazon.com	amazon.com	8 of 20
9	leeners.com	leeners.com	9 of 20
10	Wikimedia Foundation, Inc.	en.wikipedia.org	10 of 20
11	rosehillwinecellars.com	rosehillwinecellars.com	11 of 20
12	ReStockit.com	restockit.com	12 of 20
13	wineracks.com	wineracks.com	13 of 20
14	homebrewit.com	homebrewit.com	14 of 20
15	midwestsupplies.com	midwestsupplies.com	15 of 20
16	eHow, Inc	ehow.com	16 of 20
17	DealTime, Inc	shopping.com	17 of 20
18	Wine.com, Inc.	wine.com	18 of 20
19	M. Shanken Communications	winespectator.com	19 of 20
20	Wine-Searcher Ltd	wine-searcher.com	20 of 20

How to Read the Google Search Results Analysis?

The Google Search Results Analysis refers to the actual ranking a website has in the left hand side of the search engine results page based on a selected number of high audience keywords that are frequently typed into Google. The 'Organic Search Position' refers to the position that the website appears amongst their competitors in the left hand side of the search engine results page.



Search Engine Visibility Scorecard > Wine > September, 2006

Rank	Organization	Website	Score
1	westside-group.com	westside-group.com	81%
2	feeverte.net	feeverte.net	81%
3	homebrewit.com	homebrewit.com	81%
4	beer-wine.com	beer-wine.com	75%
5	grapeswine.com	grapeswine.com	75%
6	kegman.net	kegman.net	75%
7	wineglobe.com	wineglobe.com	75%
8	primewines.com	primewines.com	75%
9	thatsthespirit.com	thatsthespirit.com	75%
10	WSN, Neal Barnett	800wine.com	75%
11	mrgoodbeer.com	mrgoodbeer.com	75%
12	napayellowpages.com	napayellowpages.com	75%
13	cocktail.uk.com	cocktail.uk.com	75%
14	BeerAdvocate	beeradvocate.com	75%
15	scottish-newcastle.com	scottish-newcastle.com	75%
16	thenoblegrape.com	thenoblegrape.com	69%
17	Edible Arrangements, LLC.	ediblearrangements.com	69%
18	lastorders.com	lastorders.com	69%
19	taylorandnorton.com	taylorandnorton.com	69%
20	kj.com	kj.com	69%
21	martiniart.com	martiniart.com	69%
22	moet.com	moet.com	69%
23	Christians in Recovery	christians-in-recovery.org	69%
24	Eric V. Orange	localwineevents.com	69%
25	brewbible.com	brewbible.com	69%
			Cont...

Rank	Organization	Website	Score
26	The Biltmore Company	biltmore.com	69%
27	ardennes-etape.com	ardennes-etape.com	69%
28	Oddbins Ltd, Mr. Gavin Garth	oddbins.com	69%
29	vinocellar.com	vinocellar.com	69%
30	crlcorp.com	crlcorp.com	69%
31	K&L Wine Merchants	klwines.com	69%
32	thespiritgroup.com	thespiritgroup.com	69%
33	drinknation.com	drinknation.com	69%
34	heinekeninternational.com	heinekeninternational.com	69%
35	800spirits.com	800spirits.com	69%
36	Professional Bartending Schools of Ame...	pbsa.com	69%
37	winebid.com	winebid.com	63%
38	drinkwine.com	drinkwine.com	63%
39	American Express Publishing	foodandwine.com	63%
40	Michael C	theagapecenter.com	63%
41	farr-vintners.com	farr-vintners.com	63%
42	tobp.com	tobp.com	63%
43	beercollections.com	beercollections.com	63%
44	ravenscroftcrystal.com	ravenscroftcrystal.com	63%
45	1855	1855.com	63%
46	Amwe	winecabinets.com	63%
47	tizwine.com	tizwine.com	63%
48	Fax Fruits	cityfruits.com	63%
49	Social & Health Services, Ltd.	health.org	63%
50	Joe Tucker	ratebeer.com	63%
		Average	69%

How to read the Search Engine Visibility Scorecard?

The Search Engine Visibility Scorecard analyzes website visibility to search engines by taking the average score, expressed as a percentage. It evaluates up to 55 known variables required for best practice in search engine optimization.

Important Note

Why do non related websites appear in the results?

SearchForecast retrieves website addresses from the directories within the major search engines including Google and Yahoo!.

Although a website may not seem related to a directory listing, if it appears in the table it is listed within that search engine directory. Many websites undertake Search Engine Optimization by increasing the number of directories their website address is listed in.

Top 50 Websites by Google Cache Analysis > Wine > September, 2006

The table below shows the top 50 websites in the Wine industry for August and September in 2006 based on Google Cache Analysis.

Rank	Organization	Website	Sep 2006	Aug 2006	Performance
1	Area Index	pubcrawler.com	2,680,000	2,680,000	0
2	ratebeer.com	ratebeer.com	1,560,000	0	1,560,000
3	Peak Internet	peak.org	1,550,000	1,550,000	0
4	CodeWeavers, Inc	winehq.com	1,070,000	1,070,000	0
5	Unlisted	beerintheevening.com	849,000	849,000	0
6	BeerAdvocate	beeradvocate.com	602,000	602,000	0
7	Wine-Searcher Ltd	wine-searcher.com	586,000	586,000	0
8	1855	1855.com	489,000	489,000	0
9	The Webtender	webtender.com	365,000	365,000	0
10	WineAccess, Inc	wineaccess.com	354,000	354,000	0
11	Beverages & more	bevmo.com	292,000	292,000	0
12	Wine.com, Inc.	wine.com	243,000	243,000	0
13	Real Beer, Inc.	realbeer.com	242,000	242,000	0
14	Adam Later	drinksmixer.com	186,000	186,000	0
15	Wine Enthusiast Cos.	wineenthusiast.com	123,000	123,000	0
16	M. Shanken Communications	winespectator.com	104,000	104,000	0
17	Eric V. Orange	localwineevents.com	95,100	95,100	0
18	WineZap.com	winezap.com	92,900	92,900	0
19	eRobertParker.com, LLC	erobertparker.com	89,800	89,800	0
20	American Express Publishing	foodandwine.com	78,000	78,000	0
21	Freerun Technologies, Inc.	winecountry.com	77,600	77,600	0
22	Social & Health Services, Lt...	health.org	67,400	67,400	0
23	Matthew Blackstone	thedrinkshop.com	62,600	62,600	0
24	Cliffwood Organic Works	wineloverspage.com	46,900	46,900	0
25	Wine Communications Inc.	winebusiness.com	44,000	44,000	0
					Cont...






Rank	Organization	Website	Sep 2006	Aug 2006	Performance
26	Private	internetwines.com	39,400	39,400	■ 0
27	Oddbins Ltd, Mr. Gavin Garth	oddbins.com	32,500	32,500	■ 0
28	Beer Beer And More Beer	morebeer.com	31,400	31,400	■ 0
29	Craig Costanzo	beveragefactory.com	27,700	27,700	■ 0
30	Inline Internet Systems, Inc...	idrink.com	25,700	25,700	■ 0
31	Steklen & Walker, Inc.	winelibrary.com	17,100	17,100	■ 0
32	Shea, Elizabeth	wineintro.com	17,100	17,100	■ 0
33	Tom Cannavan	wine-pages.com	10,600	10,600	■ 0
34	Domain Listing Agent	bry-backmanor.org	9,090	9,090	■ 0
35	Louis Vuitton North America,...	lvmh.com	991	991	■ 0
36	Anheuser-Busch Co, Inc	anheuser-busch.com	924	924	■ 0
37	Amwe	winecabinets.com	875	875	■ 0
38	Professional Bartending Scho...	pbsa.com	855	855	■ 0
39	AlcoholicsAnonymousWorld Ser...	alcoholics-anonymous.o...	743	743	■ 0
40	Heineken International Behee...	heineken.com	737	737	■ 0
41	Global Beverage Marketing Co...	beer.com	723	723	■ 0
42	Liquor Control Board of Onta...	lcbo.com	687	687	■ 0
43	Virgin Enterprises Ltd, Doma...	virginwines.com	650	650	■ 0
44	Social & Health Services, Lt...	freevibe.com	640	640	■ 0
45	Edible Arrangements, LLC.	ediblearrangements.com	624	624	■ 0
46	Gayot Publications	novusvinum.com	618	618	■ 0
47	V&S Vin & Sprit Ab Publ	absolut.com	610	610	■ 0
48	The Biltmore Company	biltmore.com	501	501	■ 0
49	Brown Forman Corporation, Do...	jackdaniels.com	347	347	■ 0
50	TKR Associates, LLC	weekendwinery.com	324	324	■ 0
Average			243,415	212,215	31,200

How to Read the Google Cache Analysis?

The Google Cached Pages Analysis refers to the pre-indexed pages of a website in the Google Cache, including subdomains. Search Engines typically do not index all pages of a website and it is therefore important to monitor how many web pages are cached. As search engines like Google and Yahoo! frequently re-index the pages in their databases, they are likely to detect your link faster on a page already existing in their database as compared to a 'yet-to-be indexed' page.

The following legend shows the increase and decrease in the number of cached pages:

-  Increase in Ranking
-  Decrease in Ranking
-  No change in Ranking

Top 50 Websites by Rank Analysis > Wine > September, 2006

The table below shows the Top 50 websites in the Wine industry for August, July and September in 2006 based on Traffic Rank.

Rank	Organization	Website		Sep 2006	Aug 2006	Jul 2006
1	Wine-Searcher Ltd	wine-searcher.com	▼	16,665	14,180	12,225
2	Global Beverage Marketing Co...	beer.com	▼	16,793	14,785	12,210
3	Joe Tucker	ratebeer.com	▼	17,099	15,265	16,182
4	Wine.com, Inc.	wine.com	▼	18,390	15,673	12,285
5	Adam Later	drinksmixer.com	▲	18,453	19,125	18,995
6	Unlisted	beerintheevening.com	▼	18,635	17,951	16,821
7	Gayot Publications	novusvinum.com	▲	20,495	22,141	22,117
8	eRobertParker.com, LLC	erobertparker.com	▼	23,409	19,977	16,509
9	M. Shanken Communications	winespectator.com	▼	24,805	21,294	18,050
10	The Webtender	webtender.com	▲	25,175	25,378	26,822
11	Beverages & more	bevmo.com	▼	28,387	25,793	20,561
12	BeerAdvocate	beeradvocate.com	▼	29,737	26,797	25,526
13	CodeWeavers, Inc	winehq.com	▼	32,658	28,814	28,796
14	Area Index	pubcrawler.com	▼	35,013	25,776	22,942
15	Irish Distillers Ltd	worldsbestbars.com	▲	37,458	38,827	37,778
16	Eric V. Orange	localwineevents.com	▼	39,161	36,158	31,968
17	WineAccess, Inc	wineaccess.com	▼	40,316	38,194	34,969
18	American Express Publishing	foodandwine.com	▼	48,829	47,435	34,982
19	Steklen & Walker, Inc.	winelibrary.com	▲	49,483	61,881	68,187
20	Anheuser-Busch Incorporated	budweiser.com	▼	51,109	43,062	42,716
21	V&S Vin & Sprit Ab Publ	absolut.com	▲	54,005	55,341	66,323
22	Tom Cannavan	wine-pages.com	▼	54,473	48,040	40,557
23	Craig Costanzo	beveragefactory.com	▲	57,454	59,198	65,653
24	AlcoholicsAnonymousWorld Ser...	alcoholics-anonymous.o...	▼	59,948	58,936	56,747
25	realbeer.com	realbeer.com	▲	61,411	64,531	63,398
						Cont...



Rank	Organization	Website		Sep 2006	Aug 2006	Jul 2006
26	Liquor Control Board of Onta...	lcbo.com	▲	65,620	70,703	68,430
27	Wine Enthusiast Cos.	wineenthusiast.com	▼	66,751	56,668	46,010
28	Wine Communications Inc.	winebusiness.com	▼	67,296	58,301	57,026
29	Berry Bros. & Rudd	bbr.com	▼	68,812	57,362	52,351
30	Social & Health Services, Lt...	freevibe.com	▼	73,248	57,399	54,634
31	Barmans Ltd	drinkstuff.com	▼	74,464	66,309	55,908
32	K&L Wine Merchants	klwines.com	▼	75,227	69,502	52,484
33	Stajer, Michael	winecommune.com	▼	76,889	59,949	44,482
34	Edible Arrangements, LLC.	ediblearrangements.com	▼	77,956	69,805	53,330
35	Shea, Elizabeth	wineintro.com	▲	78,647	67,960	102,258
36	Miller Brewing Company	millertime.com	▲	80,725	86,787	94,458
37	Peak Internet	peak.org	▼	82,381	85,507	74,336
38	TKR Associates, LLC	weekendwinery.com	▲	83,053	85,131	84,518
39	Cliffwood Organic Works	wineloverspage.com	▼	86,248	81,273	67,826
40	Social & Health Services, Lt...	health.org	▼	87,783	81,272	75,711
41	Matthew Blackstone	thedrinkshop.com	▼	90,562	85,942	77,522
42	The Biltmore Company	biltmore.com	▼	91,601	79,520	78,294
43	Beer Beer And More Beer	morebeer.com	▲	93,932	114,804	121,996
44	1855	1855.com	▼	94,717	89,095	68,952
45	Freerun Technologies, Inc.	winecountry.com	▼	95,003	95,315	90,987
46	Virgin Enterprises Ltd, Doma...	virginwines.com	▼	101,611	104,922	88,221
47	Inline Internet Systems, Inc...	idrink.com	▼	101,913	88,585	75,535
48	Heineken International Behee...	heineken.com	▼	103,835	111,275	103,374
49	Diageo Ireland, Domain Regis...	guinness.com	▼	106,124	83,414	81,590
50	Bacardi & Company Ltd, Bacar...	bacardi.com	▲	121,577	128,331	134,989
Average Rank				60,507	57,594	54,371

How to Read the Ranking Table?

The average Website Rankings can be used to analyze whether a website is below or above the industry average of Rankings.

The following legend shows the increase and decrease in the Traffic Rankings:

- ▲ Increase in Ranking
- ▼ Decrease in Ranking
- No change in Ranking

Important Note

Why do non related websites appear in the results?

SearchForecast retrieves website addresses from the directories within the major search engines including Google and Yahoo!.

Although a website may not seem related to a directory listing, if it appears in the table it is listed within that search engine directory. Many websites undertake Search Engine Optimization by increasing the number of directories their website address is listed in.

Top 50 Best Performing Websites by Rank Analysis > Wine > September, 2006

The table below shows the Best Performing 50 websites in the Wine industry for August and September in 2006 based on Traffic Rank.

Rank	Organization	Website	Sep 2006	Aug 2006	Performance
1	apl.au.com	apl.au.com	2,983,629	4,428,151	▲ 1,444,522
2	Bacardi & Company Ltd, Bacar...	bacardilive.com	686,961	769,469	▲ 82,508
3	WSN, Neal Barnett	800wine.com	682,855	743,787	▲ 60,932
4	Madpoison Inc.	madpoison.com	135,829	170,515	▲ 34,686
5	Beer Beer And More Beer	morebeer.com	93,932	114,804	▲ 20,872
6	Chateau Online	chateauonline.com	170,617	184,673	▲ 14,056
7	Steklen & Walker, Inc.	winelibrary.com	49,483	61,881	▲ 12,398
8	Heineken International Behee...	heineken.com	103,835	111,275	▲ 7,440
9	Bacardi & Company Ltd, Bacar...	bacardi.com	121,577	128,331	▲ 6,754
10	Miller Brewing Company	millertime.com	80,725	86,787	▲ 6,062
11	Liquor Control Board of Onta...	lcbo.com	65,620	70,703	▲ 5,083
12	WineZap.com	winezap.com	123,120	127,985	▲ 4,865
13	Virgin Enterprises Ltd, Doma...	virginwines.com	101,611	104,922	▲ 3,311
14	Peak Internet	peak.org	82,381	85,507	▲ 3,126
15	realbeer.com	realbeer.com	61,411	64,531	▲ 3,120
16	TKR Associates, LLC	weekendwinery.com	83,053	85,131	▲ 2,078
17	Craig Costanzo	beveragefactory.com	57,454	59,198	▲ 1,744
18	Gayot Publications	novusvinum.com	20,495	22,141	▲ 1,646
19	Irish Distillers Ltd	worldsbestbars.com	37,458	38,827	▲ 1,369
20	V&S Vin & Sprit Ab Publ	absolut.com	54,005	55,341	▲ 1,336
21	Adam Later	drinksmixer.com	18,453	19,125	▲ 672
22	Freerun Technologies, Inc.	winecountry.com	95,003	95,315	▲ 312
23	The Webtender	webtender.com	25,175	25,378	▲ 203
		Average Rank			74,743

How to Read the Best Performing Websites Analysis?

The Best Performing Websites Analysis refers to the websites that have improved their position based on Traffic Rank. It is important to understand which websites are moving on a performance radar - providing critical intelligence for search engine and online marketing practitioners.

The following legend shows the increase and decrease in the Traffic Rankings:

- ▲ Increase in Ranking
- ▼ Decrease in Ranking
- No change in Ranking

Top 50 Worst Performing Websites by Rank Analysis > Wine > September, 2006

The table below shows the Worst Performing 50 websites in the Wine industry for August and September in 2006 based on Traffic Rank.




Rank	Organization	Website	Sep 2006	Aug 2006	Performance
1	Christians in Recovery	christians-in-recovery...	541,938	336,540	▼ 205,398
2	Viansa Winery & Italian Mark...	viansa.com	588,453	519,975	▼ 68,478
3	Professional Bartending Scho...	pbsa.com	232,968	184,202	▼ 48,766
4	Steve Zabriskie	signaturewines.com	331,993	294,916	▼ 37,077
5	Clubbspain.com	clubbspain.com	200,545	167,079	▼ 33,466
6	Oddbins Ltd, Mr. Gavin Garth	oddbins.com	132,717	105,104	▼ 27,613
7	Diageo Ireland, Domain Regis...	guinness.com	106,124	83,414	▼ 22,710
8	Louis Vuitton North America,...	lvmh.com	194,725	176,122	▼ 18,603
9	Michael C	theagapecenter.com	198,205	179,746	▼ 18,459
10	Stajer, Michael	winecommune.com	76,889	59,949	▼ 16,940
11	Social & Health Services, Lt...	freevibe.com	73,248	57,399	▼ 15,849
12	Wine Cellar Innovations	winecellarinnovations....	183,223	168,668	▼ 14,555
13	Amwe	winecabinets.com	172,302	158,199	▼ 14,103
14	Inline Internet Systems, Inc...	idrink.com	101,913	88,585	▼ 13,328
15	The Biltmore Company	biltmore.com	91,601	79,520	▼ 12,081
16	Berry Bros. & Rudd	bbr.com	68,812	57,362	▼ 11,450
17	BOSS Technologies, Llc	amerion.com	495,789	485,077	▼ 10,712
18	Shea, Elizabeth	wineintro.com	78,647	67,960	▼ 10,687
19	Wine Enthusiast Cos.	wineenthusiast.com	66,751	56,668	▼ 10,083
20	Area Index	pubcrawler.com	35,013	25,776	▼ 9,237
21	Wine Communications Inc.	winebusiness.com	67,296	58,301	▼ 8,995
22	The Fruit Company, Inc.	thefruitcompany.com	229,734	220,806	▼ 8,928
23	Calvino Select Inc.	calvinoselect.com	194,994	186,316	▼ 8,678
24	Anheuser-Busch Co, Inc	anheuser-busch.com	123,586	114,918	▼ 8,668
25	Metal Container Corporation	budlight.com	277,547	269,074	▼ 8,473
					Cont...

Rank	Organization	Website	Sep 2006	Aug 2006	Performance
26	Barmans Ltd	drinkstuff.com	74,464	66,309	▼ 8,155
27	Edible Arrangements, LLC.	ediblearrangements.com	77,956	69,805	▼ 8,151
28	Anheuser-Busch Incorporated	budweiser.com	51,109	43,062	▼ 8,047
29	Social & Health Services, Lt...	health.org	87,783	81,272	▼ 6,511
30	Tom Cannavan	wine-pages.com	54,473	48,040	▼ 6,433
31	K&L Wine Merchants	klwines.com	75,227	69,502	▼ 5,725
32	1855	1855.com	94,717	89,095	▼ 5,622
33	Brown Forman Corporation, Do...	jackdaniels.com	127,658	122,498	▼ 5,160
34	Cliffwood Organic Works	wineloverspage.com	86,248	81,273	▼ 4,975
35	Matthew Blackstone	thedrinkshop.com	90,562	85,942	▼ 4,620
36	Unlisted	barmeister.com	179,818	175,217	▼ 4,601
37	Private	internetwines.com	152,092	147,612	▼ 4,480
38	CodeWeavers, Inc	winehq.com	32,658	28,814	▼ 3,844
39	M. Shanken Communications	winespectator.com	24,805	21,294	▼ 3,511
40	eRobertParker.com, LLC	erobertparker.com	23,409	19,977	▼ 3,432
41	Eric V. Orange	localwineevents.com	39,161	36,158	▼ 3,003
42	BeerAdvocate	beeradvocate.com	29,737	26,797	▼ 2,940
43	Wine.com, Inc.	wine.com	18,390	15,673	▼ 2,717
44	Beverages & more	bevmo.com	28,387	25,793	▼ 2,594
45	Wine-Searcher Ltd	wine-searcher.com	16,665	14,180	▼ 2,485
46	Domain Listing Agent	bry-backmanor.org	163,490	161,331	▼ 2,159
47	WineAccess, Inc	wineaccess.com	40,316	38,194	▼ 2,122
48	Global Beverage Marketing Co...	beer.com	16,793	14,785	▼ 2,008
49	Joe Tucker	ratebeer.com	17,099	15,265	▼ 1,834
50	American Express Publishing	foodandwine.com	48,829	47,435	▼ 1,394
		Average Rank			15,397

How to Read the Worst Performing Websites Analysis?















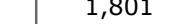
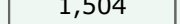
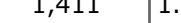


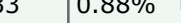

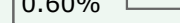



The Least Performing Websites Analysis refers to the websites that have a negative movement in their position based on Traffic Rank.

The following legend shows the increase and decrease in the Traffic Rankings:

-  Increase in Ranking
-  Decrease in Ranking
-  No change in Ranking

Sub Directory Trend Analysis > Google (DMOZ) > Recreation > September, 2006

Each month, SearchForecast provides the sub directory trend analysis for one of twelve Google (DMOZ) directories. This month the report is for the Recreation directory.

Rank	Directory	Number of Sub Directories	Number of Listings	Market Share	Sub Directory Density
1	Pets	28	29,866	25.34% 	1,067
2	Outdoors	26	16,528	14.02% 	636
3	Autos	14	8,630	7.32% 	616
4	Food	14	7,097	6.02% 	507
5	Scouting	15	6,993	5.93% 	466
6	Travel	13	6,699	5.68% 	515
7	Collecting	60	5,733	4.86% 	96
8	Humor	39	5,727	4.86% 	147
9	Aviation	16	4,920	4.17% 	308
10	Motorcycles	19	3,812	3.23% 	201
11	Boating	17	3,364	2.85% 	198
12	Radio	5	3,107	2.64% 	621
13	Living History	6	1,926	1.63% 	321
14	Birding	15	1,890	1.60% 	126
15	Models	7	1,801	1.53% 	257
16	Climbing	14	1,504	1.28% 	107
17	Guns	22	1,411	1.20% 	64
18	Roads and Highways	27	1,245	1.06% 	46
19	Trains and Railroads	11	1,144	0.97% 	104
20	Antiques	24	1,033	0.88% 	43
21	Camps	20	1,013	0.86% 	51
22	Theme Parks	10	707	0.60% 	71
23	Kites	14	588	0.50% 	42
24	Drugs	5	248	0.21% 	50
25	Audio	6	213	0.18% 	36
					Cont...

Rank	Directory	Number of Sub Directories	Number of Listings	Market Share	Sub Directory Density
26	Nudism	4	210	0.18% <input type="text"/>	53
27	Picture Ratings	4	173	0.15% <input type="text"/>	43
28	Tobacco	6	163	0.14% <input type="text"/>	27
29	Knives	5	80	0.07% <input type="text"/>	16
30	Parties	4	40	0.03% <input type="text"/>	10
31	Whips	1	19	0.02% <input type="text"/>	19
	Total	471	117,884		

How to read the Sub Directory Trend Analysis?

The Sub-Directory Trend Analysis refers to the number of Sub-Directories within each top level industry category of Google (DMOZ), Google and Yahoo, as well as the total number of website listings, market share and the density of sub-directories.

The Directories Listings in the table details the name of the Directory, the number of Sub Directories within that directory, the total number of websites that are listed in that Directory and the market share of those directories. The higher the number of Directories a website is listed in will, in theory, result that website being better indexed by search engines.

SearchForecast calculates the average number of listings in each directory, which we describe as the Density. The higher the density, the more listings in that directory. Search Engine Optimization should review the density per Sub-Directory to aid in the development of search engine friendly content.

Top 50 Websites by Sub-Directory Analysis > Wine > September, 2006

The table below shows the Top 50 websites in the Wine industry for July, August, September in 2006 based on Sub-directory.

Rank	Organization	Website		Sep 2006	Aug 2006	Jul 2006
1	The Biltmore Company	biltmore.com	■	5	5	5
2	Peak Internet	peak.org	■	4	4	4
3	Clubbingspain.com	clubbingspain.com	■	4	4	4
4	Brown Forman Corporation, Do...	jackdaniels.com	■	3	3	3
5	CodeWeavers, Inc	winehq.com	■	3	3	3
6	BOSS Technologies, Llc	amerion.com	■	3	3	3
7	Viansa Winery & Italian Mark...	viansa.com	■	3	3	3
8	Craig Costanzo	beveragefactory.com	■	2	2	2
9	Wine Cellar Innovations	winecellarinnovations...	■	2	2	2
10	Michael C	theagapecenter.com	■	2	2	2
11	1855	1855.com	■	2	2	2
12	Freerun Technologies, Inc.	winecountry.com	■	2	2	2
13	Berry Bros. & Rudd	bbr.com	■	2	2	2
14	Barmans Ltd	drinkstuff.com	■	2	2	2
15	American Express Publishing	foodandwine.com	■	2	2	2
16	Beer Beer And More Beer	morebeer.com	■	2	2	2
17	Bacardi & Company Ltd, Bacar...	bacardi.com	■	2	2	2
18	Tom Cannavan	wine-pages.com	■	2	2	2
19	AlcoholicsAnonymousWorld Ser...	alcoholics-anonymous.o...	■	2	2	2
20	K&L Wine Merchants	klwines.com	■	2	2	2
21	Heineken International Behee...	heineken.com	■	2	2	2
22	V&S Vin & Sprit Ab Publ	absolut.com	■	2	2	2
23	M. Shanken Communications	winespectator.com	■	2	2	2
24	Social & Health Services, Lt...	health.org	■	2	2	2
25	Chateau Online	chateauonline.com	■	2	2	2
						Cont...



Rank	Organization	Website		Sep 2006	Aug 2006	Jul 2006
26	Matthew Blackstone	thedrinkshop.com	■	2	2	2
27	Wine Communications Inc.	winebusiness.com	■	2	2	2
28	Social & Health Services, Lt...	freevibe.com	■	2	2	2
29	Adam Later	drinksmixer.com	■	1	1	1
30	Anheuser-Busch Co, Inc	anheuser-busch.com	■	1	1	1
31	Shea, Elizabeth	wineintro.com	■	1	1	1
32	Professional Bartending Scho...	pbsa.com	■	1	1	1
33	Wine Enthusiast Cos.	wineenthusiast.com	■	1	1	1
34	Louis Vuitton North America,...	lvmh.com	■	1	1	1
35	apl.au.com	apl.au.com	■	1	1	1
36	Steve Zabriskie	signaturewines.com	■	1	1	1
37	Miller Brewing Company	millertime.com	■	1	1	1
38	TKR Associates, LLC	weekendwinery.com	■	1	1	1
39	Madpoison Inc.	madpoison.com	■	1	1	1
40	Area Index	pubcrawler.com	■	1	1	1
41	Gayot Publications	novusvinum.com	■	1	1	1
42	Inline Internet Systems, Inc...	idrink.com	■	1	1	1
43	Cliffwood Organic Works	wineloverspage.com	■	1	1	1
44	Christians in Recovery	christians-in-recovery...	■	1	1	1
45	WineZap.com	winezap.com	■	1	1	1
46	Diageo Ireland, Domain Regis...	guinness.com	■	1	1	1
47	Edible Arrangements, LLC.	ediblearrangements.com	■	1	1	1
48	Liquor Control Board of Onta...	lcbo.com	■	1	1	1
49	BeerAdvocate	beeradvocate.com	■	1	1	1
50	Oddbins Ltd, Mr. Gavin Garth	oddbins.com	■	1	1	1
		Average		2	2	2

How to Read the Sub Directory Table?

The Sub Directories listed in the table show which categories or classifications within various search engines the website is featured in. The higher the number of sub directories a website is listed in will, in theory, result that website being better indexed by search engines.

[View All Competitors in Sub Directories:](#)

Login to SearchForecast.com to view the list of Sub Directories websites in an industry are indexed in can be used to analyse whether a website is below or above industry competitors.

View All Directory Listings & Market Shares:

Login to SearchForecast.com to view the complete list of how many Sub Directories are analyzed in each Industry Categories by the number of listings and the market share. This analysis assists in understanding the composition of each Industry Category, critical in developing search engine optimization strategies.

Top 50 Websites by Backward Links Analysis > Wine > September, 2006

The table below shows the Top 50 websites in the Wine industry for July, August, September in 2006 based on Backward Links.

Rank	Organization	Website		Sep 2006	Aug 2006	Jul 2006
1	Social & Health Services, Lt...	health.org	▲	3,832	3,832	3,325
2	Peak Internet	peak.org	▲	2,857	2,857	2,624
3	CodeWeavers, Inc	winehq.com	▲	2,305	2,305	1,759
4	M. Shanken Communications	winespectator.com	▲	2,254	2,254	1,928
5	realbeer.com	realbeer.com	▲	2,079	2,079	1,888
6	AlcoholicsAnonymousWorld Ser...	alcoholics-anonymous.o...	▲	1,844	1,844	1,484
7	The Webtender	webtender.com	▲	1,820	1,820	1,453
8	Anheuser-Busch Incorporated	budweiser.com	▲	1,630	1,630	1,384
9	Wine.com, Inc.	wine.com	▲	1,342	1,342	1,053
10	American Express Publishing	foodandwine.com	▲	1,329	1,329	971
11	BeerAdvocate	beeradvocate.com	▲	1,250	1,250	766
12	Diageo Ireland, Domain Regis...	guinness.com	▲	1,057	1,057	794
13	Anheuser-Busch Co, Inc	anheuser-busch.com	▲	983	983	765
14	Cliffwood Organic Works	wineloverspage.com	▲	968	968	637
15	The Biltmore Company	biltmore.com	▲	948	948	689
16	Adam Later	drinksmixer.com	▲	947	947	491
17	Eric V. Orange	localwineevents.com	▲	934	934	582
18	Napa Valley Register	napanews.com	▲	857	857	855
19	Domain Listing Agent	bry-backmanor.org	▲	840	840	724
20	Social & Health Services, Lt...	freevibe.com	▲	787	787	630
21	Wine-Searcher Ltd	wine-searcher.com	▲	784	784	547
22	Brown Forman Corporation, Do...	jackdaniels.com	▲	776	776	704
23	Barmans Ltd	drinkstuff.com	▲	719	719	461
24	V&S Vin & Sprit Ab Publ	absolut.com	▲	715	715	529
25	Heineken International Behee...	heineken.com	▲	698	698	640
						Cont...

Rank	Organization	Website		Sep 2006	Aug 2006	Jul 2006
26	Bacardi & Company Ltd, Bacar...	bacardi.com	▲	641	641	620
27	Unlisted	beerintheevening.com	▲	632	632	343
28	eRobertParker.com, LLC	erobertparker.com	▲	621	621	460
29	Global Beverage Marketing Co...	beer.com	▲	611	611	587
30	Irish Distillers Ltd	worldsbestbars.com	▲	579	579	427
31	Freerun Technologies, Inc.	winecountry.com	▲	559	559	394
32	Area Index	pubcrawler.com	▲	557	557	375
33	Wine Communications Inc.	winebusiness.com	▲	544	544	379
34	Beverages & more	bevmo.com	▲	539	539	376
35	Craig Costanzo	beveragefactory.com	▲	520	520	118
36	Berry Bros. & Rudd	bbr.com	▲	503	503	431
37	Tom Cannavan	wine-pages.com	▲	487	487	437
38	WineAccess, Inc	wineaccess.com	▲	478	478	345
39	Unlisted	barmeister.com	▲	458	458	349
40	Wine Enthusiast Cos.	wineenthusiast.com	▲	440	440	390
41	Stajer, Michael	winecommune.com	▲	430	430	306
42	Inline Internet Systems, Inc...	idrink.com	▲	426	426	322
43	Private	internetwines.com	▲	423	423	291
44	Michael C	theagapecenter.com	▲	403	403	260
45	K&L Wine Merchants	klwines.com	▲	403	403	310
46	Metal Container Corporation	budlight.com	▲	400	400	288
47	Louis Vuitton North America,...	lvmh.com	▲	386	386	337
48	Liquor Control Board of Onta...	lcbo.com	▲	346	346	278
49	1855	1855.com	▲	332	332	246
50	Matthew Blackstone	thedrinkshop.com	▲	329	329	223
		Average		932	932	732

How to Read the Backward Performing Websites Analysis?

Backward Links refers to the number of hyper text links that other websites have to another website. One of the important elements of search engine optimization is the number of backward links a website has as well as the quality of those links.

The average Backward Links can be used to analyze whether a website is below or above the industry average of Backward Links.

The following legend shows the increase and decrease in the number of backward links:

- ▲ Increase in backward links
- ▼ Decrease in backward links
- No change in backward links

Top 50 Websites by Outward Links Analysis > Wine > September, 2006

The table below shows the Top 50 websites in the Wine industry for July, August, September in 2006 based on Outward Links.

Rank	Organization	Website		Sep 2006	Aug 2006	Jul 2006
1	Irish Distillers Ltd	worldsbestbars.com	■	143	143	143
2	Social & Health Services, Lt...	health.org	■	122	122	122
3	V&S Vin & Sprit Ab Publ	absolut.com	■	111	111	111
4	Cliffwood Organic Works	wineloverspage.com	■	107	107	107
5	Beer Beer And More Beer	morebeer.com	■	93	93	93
6	Unlisted	beerintheevening.com	■	87	87	87
7	TKR Associates, LLC	weekendwinery.com	■	75	75	75
8	Matthew Blackstone	thedrinkshop.com	■	72	72	72
9	realbeer.com	realbeer.com	■	62	62	62
10	Tom Cannavan	wine-pages.com	■	62	62	62
11	Joe Tucker	ratebeer.com	■	58	58	58
12	Amwe	winecabinets.com	■	57	57	57
13	Freerun Technologies, Inc.	winecountry.com	■	56	56	56
14	Peak Internet	peak.org	■	53	53	53
15	Professional Bartending Scho...	pbsa.com	■	52	52	52
16	Steklen & Walker, Inc.	winelibrary.com	■	51	51	51
17	Wine Enthusiast Cos.	wineenthusiast.com	■	50	50	50
18	Calvino Select Inc.	calvinoselect.com	■	50	50	50
19	Michael C	theagapecenter.com	■	50	50	50
20	K&L Wine Merchants	klwines.com	■	48	48	48
21	Wine Communications Inc.	winebusiness.com	■	47	47	47
22	BeerAdvocate	beeradvocate.com	■	46	46	46
23	WineAccess, Inc	wineaccess.com	■	45	45	45
24	Stajer, Michael	winecommune.com	■	45	45	45
25	Private	internetwines.com	■	43	43	43
						Cont...




Rank	Organization	Website		Sep 2006	Aug 2006	Jul 2006
26	1855	1855.com	■	39	39	39
27	Gayot Publications	novusvinum.com	■	34	34	34
28	Wine.com, Inc.	wine.com	■	34	34	34
29	Berry Bros. & Rudd	bbr.com	■	33	33	33
30	Louis Vuitton North America,...	lvmh.com	■	32	32	32
31	Unlisted	barmeister.com	■	32	32	32
32	apl.au.com	apl.au.com	■	31	31	31
33	Anheuser-Busch Co, Inc	anheuser-busch.com	■	29	29	29
34	Craig Costanzo	beveragefactory.com	■	29	29	29
35	Clubbspain.com	clubbspain.com	■	28	28	28
36	The Fruit Company, Inc.	thefruitcompany.com	■	27	27	27
37	Wine-Searcher Ltd	wine-searcher.com	■	27	27	27
38	Anheuser-Busch Incorporated	budweiser.com	■	25	25	25
39	Global Beverage Marketing Co...	beer.com	■	22	22	22
40	The Webtender	webtender.com	■	22	22	22
41	BOSS Technologies, Llc	amerion.com	■	22	22	22
42	The Biltmore Company	biltmore.com	■	21	21	21
43	Shea, Elizabeth	wineintro.com	■	21	21	21
44	WSN, Neal Barnett	800wine.com	■	20	20	20
45	Chateau Online	chateauonline.com	■	19	19	19
46	Wine Cellar Innovations	winecellarinnovations...	■	16	16	16
47	Christians in Recovery	christians-in-recovery...	■	16	16	16
48	Domain Listing Agent	bry-backmanor.org	■	10	10	10
49	Oddbins Ltd, Mr. Gavin Garth	oddbins.com	■	9	9	9
50	Metal Container Corporation	budlight.com	■	8	8	8
		Average		46	46	46

How to Read the Outward Performing Websites Analysis?

Outward Links refers to the number of hyper text links that a websites has to another external website. It is important to evaluate the total number of outgoing links on a website page because getting a link from a webpage that has 100 outgoing links, your page would only get 1/100th of that value.

The average Outward Links can be used to analyze whether a website is below or above the industry average of Outward Links.

The following legend shows the increase and decrease in the number of outward links:

-  Increase in outward links
-  Decrease in outward links
-  No change in outward links

Top 50 Competitor Links Analysis > Wine > September, 2006

The table below shows the Top 50 websites in the Wine industry for September in 2006 based on Competitor Links.

Rank	Organization	Website	Relevance
1	apl.au.com	http://www.fwprdc.org.au/	9%
2	apl.au.com	http://www.aciar.gov.au/	8%
3	apl.au.com	http://www.dairyaustralia.co...	8%
4	apl.au.com	http://www.mla.com.au/	2%
5	apl.au.com	http://www.rirdc.gov.au/	2%
6	apl.au.com	http://www.wool.com.au/	2%
7	apl.au.com	http://www.drdc.com.au/	2%
8	apl.au.com	http://www.frdc.com.au/	1%
9	apl.au.com	http://www.grdc.com.au/	1%
10	apl.au.com	http://www.horticulture.com....	1%
11	apl.au.com	http://www.affa.gov.au/	1%
12	apl.au.com	http://www.nff.org.au/	1%
13	apl.au.com	http://www.crdc.com.au/	1%
Average			3%

How to Read the Competitor Links Table?

Competitor Links will provide you with the related websites that commonly appear in search engine results rankings. The "relevance" is used to measure how relevant the each competitor website is compared to the given URL. The average Relevance can be used to analyze how relevant the competitor websites are.

Note:

The Top 100 List of Competitor Links in the Wine industry for July, August and September in 2006 can be accessed at SearchForecast.com.

Domain Ownership Report Analysis > Wine > September, 2006

The table below shows the Top 50 websites in the Wine industry for September in 2006 based on Domain Ownership.

Rank	Organization	Website	Number of URLs
1	Domain Listing Agent	bry-backmanor.org	26
2	Brown Forman Corporation, Domain Maste...	jackdaniels.com	25
3	American Express Publishing	foodandwine.com	25
4	Brown Forman Corporation, Domain Maste...	finlandia-vodka.com	25
5	V&S Vin & Sprit Ab Publ	absolut.com	23
6	V&S Vin & Sprit AB (publ)	frisvodka.com	22
7	Canandaigua Wine Company	cwine.com	22
8	Virgin Enterprises Ltd, Domain Adminis...	virginwines.com	22
9	About.com, Inc., Nayden Naydenov	wine.about.com	21
10	Miller Brewing Company	millertime.com	21
11	Yahoo! Inc	i.webring.com/hub?ring=chris...	20
12	Yahoo! Inc	i.webring.com/hub?ring=moder...	20
13	Yahoo! Inc	c.webring.com/hub?ring=hotsk...	20
14	Yahoo! Inc	h.webring.com/hub?ring=raide...	20
15	Yahoo! Inc	d.webring.com/hub?ring=1stee...	20
16	Yahoo! Inc	webring.com/hub?ring=tzalist...	20
17	Yahoo! Inc	k.webring.com/hub?ring=snoop...	20
18	Yahoo! Inc	a.webring.com/hub?ring=gctok...	20
19	Yahoo! Inc	a.webring.com/hub?ring=radio...	20
20	Yahoo! Inc	e.webring.com/hub?ring=pdfz	20
21	Yahoo! Inc	i.webring.com/hub?ring=mcpri...	20
22	Yahoo! Inc	b.webring.com/hub?ring=union...	20
23	Yahoo! Inc	b.webring.com/hub?ring=psion...	20
24	Yahoo! Inc	webring.com/hub?ring=ratedg	20
25	Yahoo! Inc	d.webring.com/hub?ring=secri...	20
			Cont...



Rank	Organization	Website	Number of URLs
26	Yahoo! Inc	a.webring.com/hub?ring=aubur...	20
27	M. Shanken Communications	winespectator.com	12
28	Bacardi & Company Ltd, Bacardi Hostmas...	bacardilive.com	11
29	Anheuser-Busch Companies	beerresponsible.com	10
30	Anheuser-Busch Companies	busch.com	10
31	Freerun Technologies, Inc.	winecountry.com	10
32	Social & Health Services, Ltd.	freevibe.com	9
33	Bacardi & Company Ltd, Bacardi Hostmas...	bacardi.com	9
34	realbeer.com	realbeer.com	9
35	Shea, Elizabeth	wineintro.com	8
36	Professional Bartending Schools of Ame...	pbsa.com	8
37	Diageo Ireland, Domain Registrar IS De...	guinness.com	7
38	Mydea di Patara Cesare	vinomania.vignaclarita.it/eng	7
39	Wine Enthusiast Cos.	wineenthusiast.com	6
40	Inline Internet Systems, Inc.	idrink.com	6
41	Madpoison Inc.	madpoison.com	6
42	Cliffwood Organic Works	wineloverspage.com	5
43	Edible Arrangements, LLC.	ediblearrangements.com	5
44	Metal Container Corporation	budlight.com	5
45	Clicquot, Inc.	clicquotinc.com	5
46	The Fruit Company, Inc.	thefruitcompany.com	5
47	Anheuser-Busch Incorporated	budweiser.com	5
48	Wine.com, Inc.	wine.com	5
49	Chris Halverson	absolutad.org	5
50	Louis Vuitton North America, Inc.	lvmh.com	4
Average			14

How to Read the Domain Nests Table?

The Domain Nests refers to the number of URLs a domain owner has. It is important to monitor which domain owners are active and identify prospective competitors.

The average Domain Nests can be used to analyze whether a domain owner is below or above the industry average of websites owned by each organization.

Micro-Publisher Network Report Analysis > Wine > September, 2006

The Micro Publisher Website Network is made up of websites that display the Google AdSense code, Yahoo! Publisher advertising code, MIVA advertising code, the MSN advertising code and the Baidu (the leading Chinese search engine) advertising code.

Google Publisher Network Analysis > Wine > September, 2006

The table below shows the websites in the Wine industry for that are displaying Google AdSense advertising code on their website based on Rank.

Rank	Organization	Website	Number of URLs	Partner Id	Email
1	Topix.net	topix.net	555	pub-6325511968014372	Email Contact
2	Yugiohland	yugioh-land.com	256	pub-8906848689989068	Email Contact
3	GetItFido.com	janime.net	256	pub-8906848689989068	Email Contact
4	The Student Center	studentcenter.org	173	pub-2158116220034243	Email Contact
5	Connected Ventures, LLC	campushook.com	173	pub-2158116220034243	Email Contact

Yahoo! Publisher Network Analysis > Wine > September, 2006

Rank	Organization	Website	Number of URLs	Partner Id	Email
1	Stop2Shop	stop2shop.com	94	9187530200	Email Contact
2	Ind-US Internet Tech	kerala.com	28	8748360200	Email Contact
3	OReilly Media, Inc.	linuxdevcenter.com	22	2095178212	Email Contact
4	OReilly Media, Inc.	windowsdevcenter.com	22	2095178212	Email Contact
5	OReilly Media, Inc.	macdevcenter.com	22	2095178212	Email Contact

MIVA Publisher Network Analysis > Wine > September, 2006

Rank	Organization	Website	Number of URLs	Partner Id	Email
1	ChristiansUnite.com	christiansunite.com	24	15306	Email Contact
2	Predatorial Advertisin...	bigfishtackle.com	15	6038	Email Contact
3	Kerona Inc	refundsweepers.com	9	20002	Email Contact
4	InKline Global, Inc.	inklineglobal.com	4	15632	Email Contact
5	Richard Evans Lee	edifyingspectacle.org	4	40517	Email Contact

How to Read the Micro Publisher Website Network Table?

The Micro Publisher Website Network displays the websites that include 3rd party advertisements. It is important to note that the report features both the number of websites that the Organization has as well as their Partner ID. The websites are ranked by their usage, ensuring that the most frequently visited websites are listed first.

Spider Crawl Speed Report Analysis > Wine > September, 2006

The table below shows the Top 50 websites in the Wine industry for September in 2006 based on Spider Crawl Speed.

Rank	Organization	Website	Seconds
1	Ale St News	alestreetnews.com	0.243
2	Monitoring the Future Project	monitoringthefuture.org	0.285
3	Madpoison Inc.	madpoison.com	0.297
4	Freerun Technologies, Inc.	winecountry.com	0.406
5	James Curtis	beer100.com	0.461
6	WineMan International	thewineman.com/wineries_TN.h...	0.486
7	members.tripod.com/alurgee/Absolut.htm...	members.tripod.com/alurgee/A...	0.509
8	The Sports Nutrition Company	cambridgewine.com	0.548
9	Wine Information Corp.	learnwine.com	0.561
10	AlcoholicsAnonymousWorld Services, Inc...	alcoholics-anonymous.org	0.576
11	Domain Listing Agent	bry-backmanor.org	0.594
12	Michael C	theagapecenter.com	0.609
13	WineZap.com	winezap.com	0.611
14	Canandaigua Wine Company	cwine.com	0.631
15	eRobertParker.com, LLC	erobertparker.com	0.646
16	Metal Container Corporation	budlight.com	0.657
17	The AA Grapevine	aagrapevine.org	0.680
18	Andy Bassins MacArthur Beverages, Inc.	bassins.com	0.754
19	Hiebel & Son Llc	saratogawinex.com	0.813
20	Irish Distillers Ltd	worldsbestbars.com	0.817
21	Private	internetwines.com	0.826
22	Wine Communications Inc.	winebusiness.com	0.845
23	BeerAdvocate	beeradvocate.com	0.932
24	Wine Buy The Case	winebuythecase.com	0.953
25	Christians in Recovery	christians-in-recovery.org	1.000
			Cont...

Rank	Organization	Website	Seconds
26	Bully Hill Vineyards	bullyhill.com	1.006
27	Anheuser-Busch Incorporated	budweiser.com	1.028
28	Beverages & more	bevmo.com	1.031
29	Eric V. Orange	localwineevents.com	1.039
30	Brown Forman Corporation, Domain Maste...	finlandia-vodka.com	1.039
31	Beau Wine Tours	beauwinetours.com	1.061
32	Center for Science in the Publ	cspinet.org/booze/chicago.ht...	1.077
33	Culinary Cafe	culinarycafe.com/Drinks/Hurr...	1.079
34	Mothers Against Drunk Driving	madd.org/home	1.086
35	Liquor Control Board of Ontario	lcbo.com	1.134
36	Alcoholics Anonymous World Ser	aa.org	1.141
37	Hbd.Org	brewery.org/brewery/library/...	1.172
38	Association of Brewers	beertown.org/craftbrewing/ne...	1.187
39	drugabuse.gov/MOM/MOMIndex.html	drugabuse.gov/MOM/MOMIndex.h...	1.215
40	Steve Zabriskie	signaturewines.com	1.234
41	The Webtender	webtender.com	1.272
42	BOSS Technologies, Llc	amerion.com	1.321
43	Wine-Searcher Ltd	wine-searcher.com	1.328
44	Unlisted	barmeister.com	1.344
45	Tom Cannavan	wine-pages.com	1.359
46	Louis Vuitton North America, Inc.	lvmh.com	1.362
47	Social & Health Services, Ltd.	health.org	1.367
48	The Fruit Company, Inc.	thefruitcompany.com	1.391
49	JCD Enterprizes	beercollections.com/BCadorde...	1.407
50	WSN, Neal Barnett	800wine.com	1.410
		Average	0.917

How to read the Spider Crawl Speed?


The Spider Speed Crawl refers to the number of seconds it takes for a search engine spider to crawl the website. It is important to maximize the downloadable speed of web pages across your organization's website to increase the efficiency the search engine crawlers indexation performance.


The average Spider Speed Crawl can be used to analyze whether a website is below or above the industry average of Spider Speed Crawl.

Websites by Google Vs Yahoo! Sub-Directory Analysis > Wine > September, 2006

The table below shows the top websites in the Wine industry and their Google (DMOZ) and Yahoo! Sub-Directory.

Rank	Sub Directory Information
1	<p>barparts.com</p> <p>Total Number of Directories: 10</p> <p>DMOZ dmoz</p> <ul style="list-style-type: none"> Top/Business/Consumer_Goods_and_Services/Clothing/Materials_and_Supplies/Labels Top/Regional/Europe/Denmark/Government/Embassies_and_Consulates/Abroad Top/Regional/Middle_East/Turkey/Government/Embassies_and_Consulates/Foreign Top/Regional/Middle_East/Turkey/Business_and_Economy/Construction_and_Maintenance Top/World/TÅ¼rkÅe/Ekonomi_ve_Å°Å_DÅ¼nyasÅ±/Mobilya_ve_Dekorasyon/Ev_MobilyasÅ± Top/World/TÅ¼rkÅe/Ekonomi_ve_Å°Å_DÅ¼nyasÅ±/Otomotiv/SatÅ±Å_ve_Servis Top/World/TÅ¼rkÅe/SaÅlÅ±k/Dernekler Top/World/TÅ¼rkÅe/Bilgisayar_Åzirketler_Å°nternet/EriÅim_SaÅlayÅ±cÅ±larÅ± Top/World/TÅ¼rkÅe/Ekonomi_ve_Å°Å_DÅ¼nyasÅ±/YapÅ±_SektÅ¼rÅ¼/Maket_ve_3D_Modelleme Top/World/TÅ¼rkÅe/Bilim/TÅ±p/Dernekler
2	<p>shopwinesonline.com</p> <p>Total Number of Directories: 8</p> <p>DMOZ dmoz</p> <ul style="list-style-type: none"> Top/Kids_and_Teens/School_Time/Social_Studies/World_Cultures/Europe/Ireland Top/Regional/Europe/Ireland/News_and_Media/Newspapers Top/Regional/Europe/Ireland/Dublin/Municipalities/Dublin_City/News_and_Media Top/Regional/Europe/United_Kingdom/Northern_Ireland/News_and_Media/Newspapers Top/Kids_and_Teens/School_Time/Social_Studies/World_Cultures/Europe/Ireland Top/Regional/Europe/Ireland/News_and_Media/Newspapers Top/Regional/Europe/Ireland/Dublin/Municipalities/Dublin_City/News_and_Media Top/Regional/Europe/United_Kingdom/Northern_Ireland/News_and_Media/Newspapers
3	<p>acwc.com</p> <p>Total Number of Directories: 6</p> <p>DMOZ dmoz</p> <ul style="list-style-type: none"> Top/Society/Religion_and_Spirituality/Judaism/Radio_and_Television Top/Arts/Radio/Regional/Middle_East/Israel Top/Sports/Soccer/UEFA/Israel/News_and_Media Top/Regional/Middle_East/Israel/News_and_Media Top/Regional/Middle_East/Israel/Guides_and_Directories Top/Regional/Middle_East/Israel/News_and_Media/Newspapers
4	<p>builtny.com</p> <p>Total Number of Directories: 5</p> <p>DMOZ dmoz</p> <ul style="list-style-type: none"> Top/Recreation/Boating/Sailing/Multihulls Top/Computers/Internet/E-mail/Mailing_Lists/Hosted_Services Top/Computers/Internet/On_the_Web/Web_Portals Top/Computers/Internet/Searching/Directories/Yahoo Top/Computers/Software/Operating_Systems/Unix/BSD/FreeBSD/Prominent_Users



Rank	Sub Directory Information
5	<p data-bbox="233 344 451 371">glenfiddich.com</p> <p data-bbox="233 405 647 432">Total Number of Directories: 4</p> <p data-bbox="233 439 443 465">DMOZ </p> <ul style="list-style-type: none"> <li data-bbox="293 472 655 499">Top/Computers/Hardware/Peripherals <li data-bbox="293 499 1134 526">Top/Regional/Europe/United_Kingdom/England/Berkshire/Ascot/Business_and_Economy <li data-bbox="293 526 655 553">Top/Computers/Hardware/Peripherals <li data-bbox="293 553 1134 580">Top/Regional/Europe/United_Kingdom/England/Berkshire/Ascot/Business_and_Economy

How to Read the Google Vs Yahoo! Sub Directory Table?

The Sub Directories listed in the table show which categories or classifications within various search engines the website is featured in. The higher the number of sub directories a website is listed in will, in theory, result that website being better indexed by search engines.



Disclaimer

This research report contains names, information, links to external websites and other materials belonging to third parties, including textual references. Any and all such uses are for illustrative purposes only and do not necessarily indicate an endorsement of the opinions, products or services provided by those third parties. SearchForecast does not claim any proprietary right in, or to, any such items as may qualify copyrights, trademarks or other proprietary marks of third parties.

SearchForecast is not responsible for the content of third party websites, or the information they collect and used by that party. SearchForecast disclaims any responsibility towards the visitor of a third party website or any third party for any direct, indirect or incidental reliance, consequential or punitive damages, including without limitation lost profits, expenses or revenues, regardless of whether SearchForecast knew, or ought to have known, of the possibility of any loss or damage arising from the use of, or visit to, a third party's website.

This report is provided for your general assistance and information only. SearchForecast does not make any representations or warranties (express or implied) as to the accuracy or currency of the information contained in the materials nor does it accept liability whatsoever for any reliance placed on this material, including any liability in negligence for reliance on any information in these materials or any products, services or information which may be provided by the companies and organizations referred to.

The contents of this report, including the particular methodology as expressly or implicitly communicated via written or verbal communication are confidential to the client and shall not be disclosed to third parties.

Copyright: SearchForecast 2005-2006